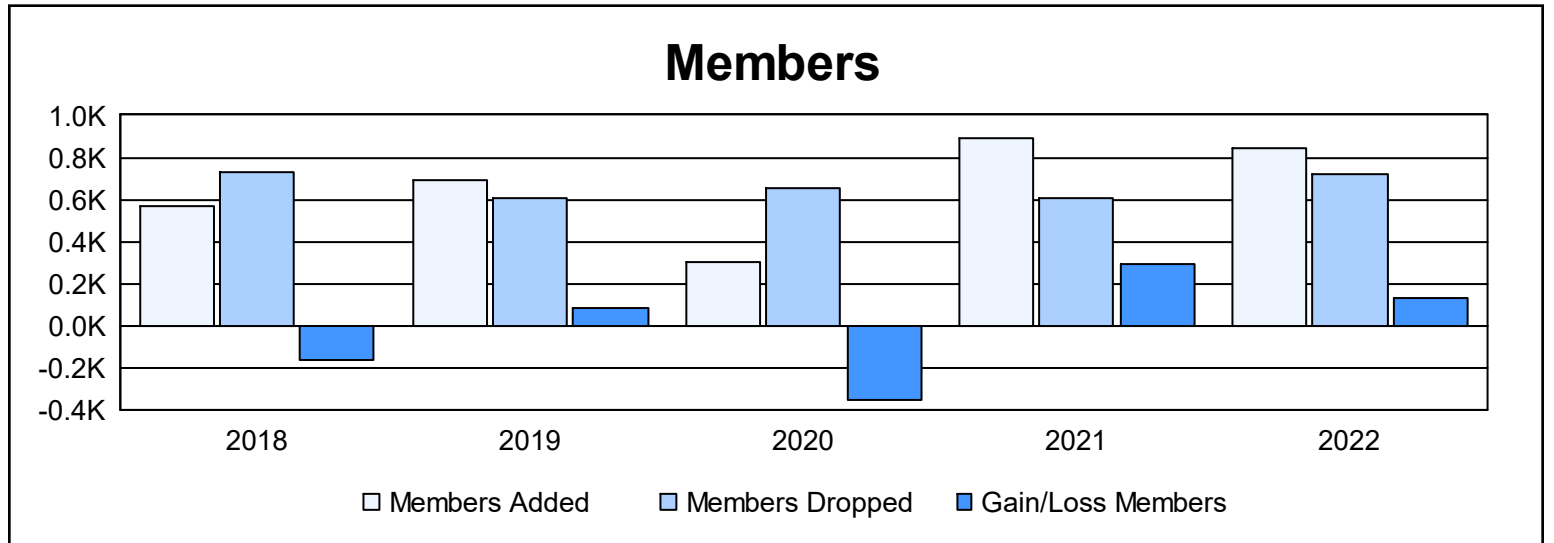
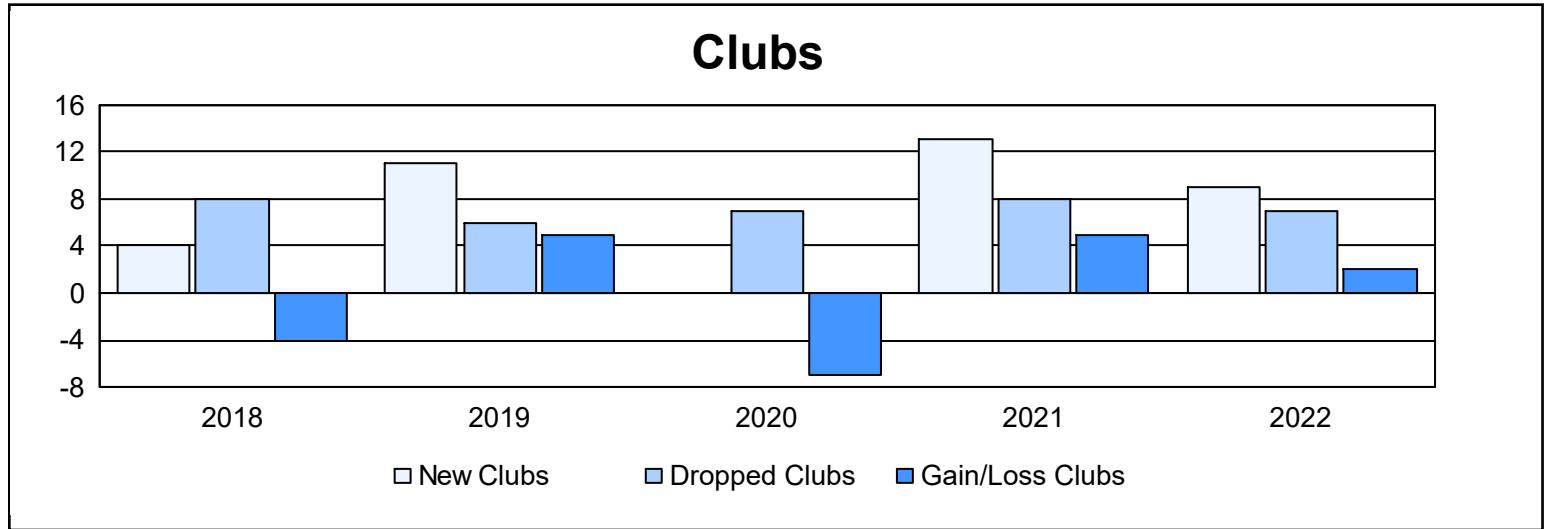


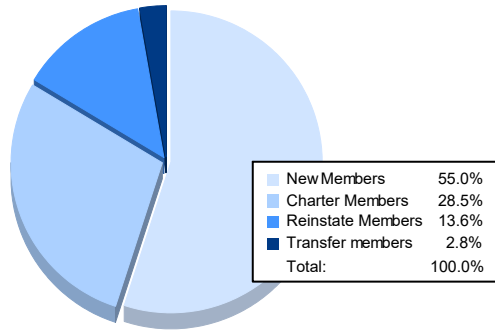
Multiple District G

As of June 2022 Cumulative

Year	New Clubs	Dropped Clubs	Gain/ Loss Clubs	New Members	Charter Members	Reinstate Members	Transfer Members	Total Member Added	Total Members Dropped	Gain/ Loss Members
2017-2018	4	8	-4	338	149	73	6	566	733	-167
2018-2019	11	6	5	329	323	30	5	687	606	81
2019-2020	0	7	-7	215	20	62	4	301	652	-351
2020-2021	13	8	5	367	447	75	5	894	601	293
2021-2022	9	7	2	465	241	115	24	845	717	128
Average	7	7	0	343	236	71	9	659	662	-3



Membership Composition June 2022 Cumulative



Gender Composition June 2022 Cumulative

